

**PETER JACKSON HOMES PTY LTD**  
**“BUILDING THE HOME YOU WANT”**

**STANDARD INCLUSIONS FOR SINGLE STORY & DOUBLE STORY HOMES**

**QBCC Licence: 1033411**

**ABN: 26101847214**

**Email: [peterjacksonhomes@gmail.com](mailto:peterjacksonhomes@gmail.com)**

**Web-Site [www.peterjacksonhomes.com.au](http://www.peterjacksonhomes.com.au)**

**Phone 0412583462**

## **GENERAL**

- Preparation of contract documentation
- QBCC insurance and contractors all risk and third-party insurance
- Building certification of plans
- Plumbing approval Brisbane City Council Fees only, other City Councils may incur extra charges
- Energy efficiency report
- HIA fixed price contract
- Site preparation cut and fill up to 500mm fall across site
- Engineer design footing and slab for standard class M site conventional design separate footings and slab
- N2 wind design
- Contour levels and site survey
- Termite treatment plasmitermsite termite control to slab penetrations and perimeter
- All structural timber T2 treated for termites
- 19mm T2 treated particleboard flooring to first floor (Double Story Homes)
- Sediment control including gravel cross over
- Site cleaned on completion
- House cleaned on completion

## **HOME EXTERNAL**

- Colorbond metal roofing
- Roof sarking
- Colorbond fascia & gutter
- Wall wrap to all external walls
- External walls rendered Hebel (Single Story Homes)
- Option of external walls in face brick (Single Story Homes)
- External walls face brick & cladding (Double Story Homes)
- Concrete slab to porch & alfresco
- Aluminum sliding windows and doors powder coated finished in standard colors with key locks
- Ceiling height 2.590mm to single story homes & ground floor of double story homes, 2.420mm ceiling height to first floor of double story homes
- Panel lift garage door with auto remote
- Entrance doors & side lights from Corinthian collections as shown
- Entrance door lock Gainsborough Trilock lever set
- All sewer and storm water connections (Lots up to 800m2)

## **HOME INTERNAL**

- Insulation to ceilings R 3.0
- Insulation to external walls R 1.5
- Plasterboard ceilings and walls with 90mm cove cornice
- Stairs Kwila hardwood polished (Double Story Homes)
- Stair balustrading wire with timber newels & hand rails (Double Story Homes)
- Internal doors 2040mm high redicote flush (Singe Story Homes)
- Internal doors 2340mm high to ground floor of (Double Story Homes)
- Internal door handles from Gainsborough G4 range
- Vinyl sliding doors to robes with single shelf and hanging rail
- Four shelves to linen cupboards with vinyl sliding doors
- Architraves 42 x12 skirting boards 68 x 12

## **KITCHEN**

- 600mm wide bench cupboards with white melamine interiors
- and one intermediate shelf
- Doors and panels in Laminex with overhead cupboards to 2250mm high
- (Colours from standard range)
- Two pot draws
- One set of four draws
- Wall oven tower with two doors above and pot draw below
- Bench tops 20mm Caesarstone (Colours from Builders range range)
- Door handles from range two
- Wall oven Westinghouse 60cm Pyrolytic
- Hot plates Westinghouse 90cm ceramic
- Rangehood Westinghouse 86cm integrated
- Dishwasher Westinghouse 60cm freestanding
- Sink Arcko Lux double bowl
- Sink tap mixer from Nero Dolce collection with pull out vegie spray
- Splash backs tiled 600mm high

## **BUTLER PANTRY (Subject to design)**

- 600mm wide bench cupboards with white melamine interiors
- and one intermediate shelf
- Doors and panels in Laminex (Colours from standard range)
- One set of four draws
- Door handles from range two
- Shelving in white melamine
- Bench tops 20mm Caesarstone (Colours from Builders range)
- Sink Arcko Lux double bowl
- Sink tap mixer from Nero Dolce collection with pull out vegie spray
- Splash backs 600mm high tiled

## **LAUNDRY**

- 600mm wide bench cupboards with white melamine interiors
- and one intermediate shelf
- Door and panels in Laminex (Colours from standard range)
- Bench tops 20mm Caesarstone (Colours from Builders range)
- Door handles from range two
- Sink Arcko 45 litre S/S drop in
- Sink tap mixer Nero project
- Splash back 600mm high tiled above tub
- Floor tiled with skirting tile to wall floor junction

## **BATHROOMS/ENSUITES/POWDER ROOMS/WC'S**

- Designer vanity cupboards in Laminex with one set of three draws
- Vanity tops 20mm Caesarstone (Colours from Builders range)
- Basins from range two
- Door handles from range two
- 900mm high mirror full length of vanity
- Shower screens semi-frameless with clear glass
- Bath Decina Bambino 1500mm or 1650mm
- All tapware from Nero Dolce collection
- Bath tap mixer
- Bath spout wall mount swivel
- Basin tap mixers as per design
- Shower tap mixers one to all showers
- Shower rails one to all showers
- Toilets Raymor Edge II rimless back to wall with toilet roll holders
- Exhaust fans to all bathroom
- Double towel rail to all bathrooms
- Tiled floor with shower walls to 2000mm high, skirting tile to wall floor junction

## **ELECTRICAL**

- 315 LITRE HOT WATER SYSTEM
- Smoke alarms (as per design)
- Phone points 2
- TV points 2
- Two external up-down wall lights
- Three external spot lights with sensors
- Two led batten lights to garage ceiling
- Light points (as per design)
- Power points (as per design)
- Switch board single phase

## **PAINTING**

- Ceilings white
- Walls one colour in washable-acrylic
- Woodwork one colour in acrylic gloss
- Three coat system

## **TILING**

- All wall and floor tiles are 600mm x 600mm Porcelain from builder range one

(Prices & inclusions are subject to change without notice)

# Entry Door Collection (Standard Inclusions)

## Madison Collection



## Slimlite Collection



## Urban Collection



## Classic Collection



## Entry Door Frames With Aluminum Sill



External Side

Internal Side

## Entry Door Locks (Standard Inclusions)



Gainsborough Trilock Traditional Lever



Gainsborough Trilock Angular

Internal Doors Flush Panel (Standard Inclusions)



Pencil Round



Bullnose



Classic



Splayed/Bevelled



Australia Colonial



QLD Colonial

Architraves 42x12 Skirting Boards  
68x12 (Standard Inclusions)

Internal Locks(Standard Inclusions)



Amelia



Bailey



Carla



Florence



Lianna



Amara



# Kitchen Cabinets (Standard Inclusions)


Cabinets Shown In Two Pac Optional Cost




# Kitchen (Standard Inclusions)



Westinghouse 60cm  
Pyrolytic Oven With Air  
Fry



Westinghouse 90cm Ceramic  
Cooktop



Westinghouse 86cm  
Integrated Rangehood



Westinghouse 60cm  
Freestanding Dishwasher



Arcko Lux  
Undermount Double  
Bowl Sink




Sink Mixer Nero Dolce With Pull Out  
Veggie Spray Function

## Vanities & Laundry Cabinets (Standard Inclusions)





Study Option Extra Cost



TV Unit Option Extra Cost



Above Counter Basin



Insert Basin



Above Counter Basin



Carina Island Bath



Bambino Inset Bath



Raymour Back  
To Wall Toilet



45 Litre Drop In Tub



Nero Dolce Toilet Roll Holder



Nero Dolce Laundry Mixer

# DOLCE RANGE

Simple and classic without compromising on style, our Dolce collection is one of our most popular - and for good reason. Providing consumers with a beautifully designed, high quality option that is also affordable, the Dolce collection is our way of ensuring that Australian households, rental properties and commercial ventures are able to stay on trend without blowing the budget. And the Dolce collection provides the 5 most popular finishes (Chrome, Matte Black, Brushed Nickel, Brushed Gold and Gun Metal) and a more complete range for individual choice. You won't get a better looking product that will give you equal value for money...

- Matte Black
- Gun Metal
- Brushed Nickel
- Chrome
- Brushed Gold



## Bathroom Taps





## Shower Rails



## Bathroom Accessories



Electrical (Standard Inclusions)



One Sensor Light To Eaves Garage

Two External Wall Lights



Two external Spot Lights With Sensors



90mm LED Down Lights



2 LED Batten Lights To Garage



Aria 122cm Ceiling Fan

Ceiling Fan to Alfresco Only